



	45' Van	48' High Cube Van	53' High Cube Van
Overall Length	45'	48'	53'
Inside Length	44.6'	47.4'	52.4'
Overall Height	13'6"	13'6"	13'6"
Inside Height	102"	110"	110"
Door Opening	106" H 92" W	110" H 98.3" W	110" H 98.3" W
Overall Width	96"	102"	102"
Inside Width	92" at scuff	98.7" at scuff	98.7" at scuff
Dock Height	50"	50"	50"
Max Cargo Weight	45,000 LBS	45,000 LBS	43,500 LBS
Max Pallets	21	24	26
Volume	3,000 Cu Ft	3,480 Cu Ft	3,500 Cu Ft

Standard Lengths:
28, 32, 36, 40,
42, 43, 48, 53 Feet

Widths: 96-102 Inches

Heights: 12.5-13.5 Feet

Options & Features:

- Heated
- Wood Floors
- eTrack
- Lift Gates
- Vented Trailers
- Plate Trailer
- Roll Up Doors
- Swing Doors
- Food Grade





	48' Reefer	53' Reefer
Overall Length	48'	53'
Inside Length	46'6"	51'6"
Overall Height	13'6"	13'6"
Inside Height	103.5"	103.5"
Door Opening	101.8" H 98.3" W	101.8" H 98.3" W
Overall Width	102"	102"
Inside Width	97" at scuff	97" at scuff
Coupler Height	47"	47"
Dock Height	51.5"	52.2"
Max Cargo Weight	44,000 LBS	43,500 LBS
Max Pallets	24	26

Standards Lengths:
28, 32, 36, 40,
42, 43, 48, 53 Feet

Widths: 96-102 Inches

Heights: 12.5-13.5 Feet

Options & Features:

- eTrack
- Produce Chutes
- Roll up Doors
- Swing Doors





Legal Flatbed Trailer

Maximum Freight Weight

45 - 48,000 lbs

Maximum Freight Dimensions

Length: 48 feet

Width: 8.5 feet (102")

Height: 8.5 feet (102")



Double Drop Trailer

(Low Boy)

Maximum Freight Weight

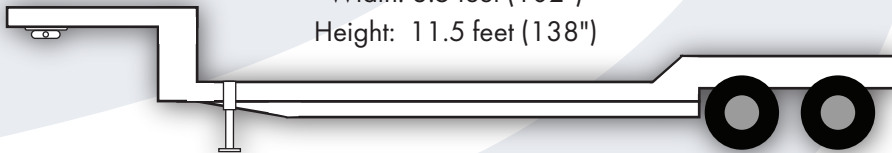
38 - 40,000 lbs

Maximum Freight Dimensions

Length: 28 feet

Width: 8.5 feet (102")

Height: 11.5 feet (138")



Legal Step Deck Trailer

(Single Drop)

Maximum Freight Weight

40 - 42,500 lbs

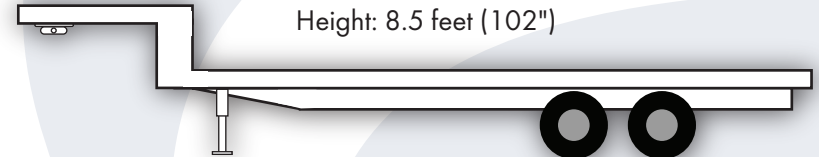
Maximum Freight Dimensions

Lower deck dims length: 37 feet

Top deck length: 11 feet

Width: 10 feet (120") on lower deck

Height: 8.5 feet (102")



Flatbed Accessories - Tarps

Tarps come in several sizes to cover different commodities

4', 6', 8' tarps. Most common sizes are available.

"Smoke tarps" cover the front portion of the load

"Top tarps" cover the top of the load

"Steel tarps" are 4' or 5' drop tarps

"Lumber tarps" or "full tarps" are 6' -8' drop tarps

4' Drop Steel Tarps

made from 18 oz black vinyl coated fabric
water resistant



Detachable Goose Neck Trailer

Removable Goose Neck or RGN

Maximum Freight Weight
38 - 40,000 lbs

Maximum Freight Dimensions
Length: 28 feet
Width: 8.5 feet (102")
Height: 11.5 feet (138")



Stretch Single-Drop Deck Trailer

Maximum Freight Weight
43,000 lbs

Maximum Freight Dimensions
Main Deck
Length: 38 - 63 feet
Width: 8.5 feet (102")
Height: 10 feet (120")

Maximum Freight Dimensions
Front Deck
Length: 10 feet
Width: 8.5 feet (102")
Height: 8.5 feet (102")



Stretch Flatbed Trailer

Maximum Freight Weight
45,000 lbs

Maximum Freight Dimensions
Length: 45 - 80 feet
Width: 8.5 feet (102")
Height: 8.5 feet (102")



Stretch Double-Drop Deck Trailer


(2-3 axles depending on weight)

Maximum Freight Weight
40,000 lbs

Maximum Freight Dimensions
Main Deck
Length: 29 - 50 feet
Width: 8.5 feet (102")
Height: 11.5 feet (138")

Maximum Freight Dimensions
Front Deck
Length: 10 feet
Width: 8.5 feet (102")
Height: 8.5 feet (102")

Maximum Freight Dimensions
Rear Deck
Length: 9 feet
Width: 8.5 feet (102")
Height: 10 feet (120")





Straight Truck (with Lift Gate)

Standards

Lengths: 22-26 Feet

Widths: 96-102 Inches

Heights: 12.5-13.5 Feet

26' Dimensions

Width: 102 Inches

Height: 12.5 Feet

Options and Features:


- Lift Gates
- Vented Trailers
- Refrigeration

Capacity:

Max Cargo Weight 26':
14,000 lbs

Max Pallets 26': 12

Max Volume 26': 1,700 Cu Ft



LTL Pup Trailers

Standards

Lengths: 28 Feet

Widths: 96-102 Inches

Heights: 12.5-13.5 Feet

28' Dimensions

Length: 102 Inches

Height: 13.5 Feet

Options & Features:


- Single, Tandem, or Triple
- Lift Gates
- Vented Trailers

Capacity:

Max Cargo Weight 28':
22,000 lbs

Max Pallets 28': 14

Max Volume 28': 2,000 Cu Ft





Hopper

Standard Lengths:

40, 42, 43, 45, 50, 53 Feet

Widths: 96-102 Inches

Heights: 10.5-11.5 Feet

Commodities: Wheat, Grain, Gravel

Capacity:

Max Volume 53': 2,100 Feet


53' Dimensions

Width: 96 Inches

Height: 11.5 Feet

Options & Features:

- Platforms
- Traps (for loading)
- Hoppers (for unloading)
- Pneumatic and Dump



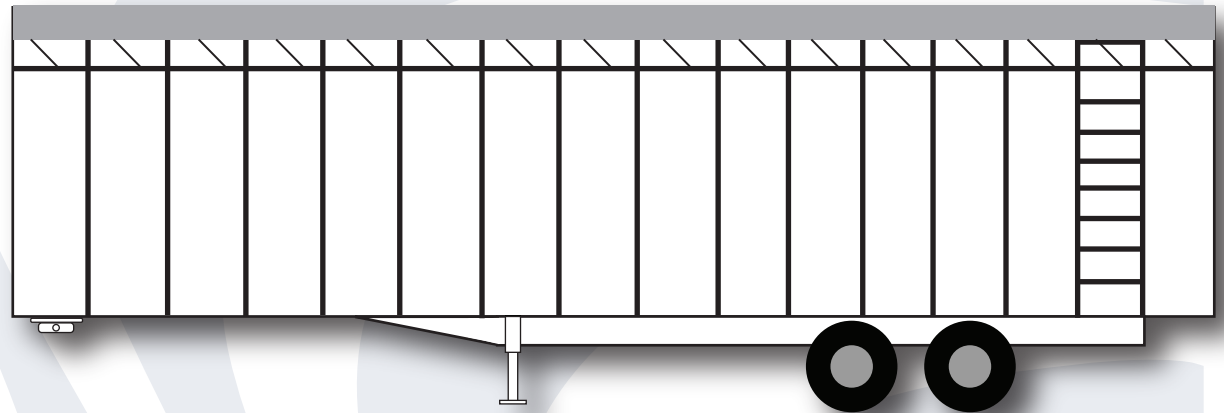


Open Top

Standard Lengths: 28, 40, 42, 45, 53 Feet
Width: 96-102 Inches
Height: 8-13.5 Feet

48' Dimensions
Length: 102 Inches
Height: 8 Feet

Capacity:
Max Cargo Weight 48':
50,000 lbs
Max Volume 48':
3,000 Feet



Curtain Side

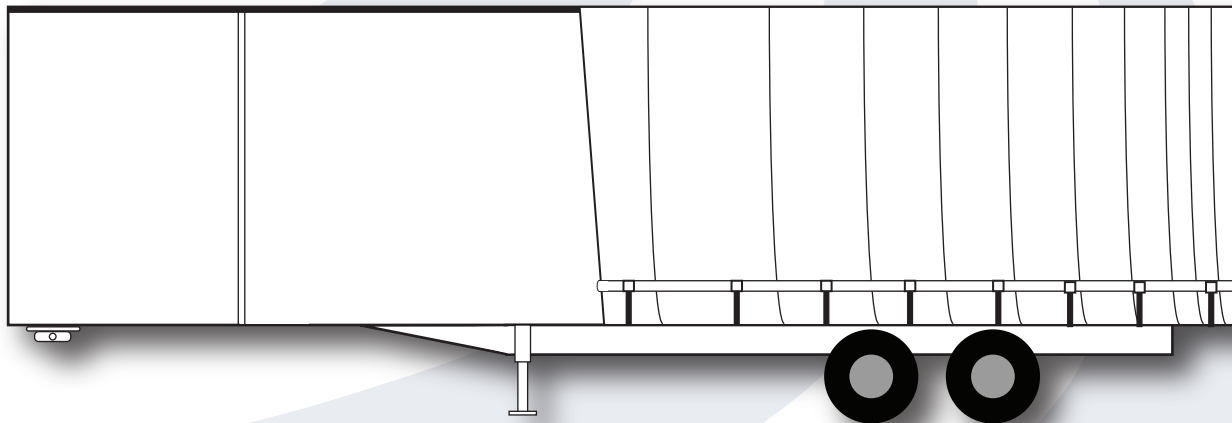
Standard Lengths: 45, 48, 53
Widths: 102 Inches
Heights: 12.6-13.5 Feet

53' Dimensions
Width: 102 Inches
Height: 13.6 Feet

Capacity:
Max Weight 53':
53,000 lbs
Max Pallets 53': 26
Max Volume 53': 3,800 Cu Ft

Options & Features:

- Slide Rail
- Sliding Roof
- Aluminium Roof





Tanker

Standard Lengths:

40, 42, 43, 45, 48, 53 Feet

Widths: 96-102 Inches

Heights: 12-13.5 Feet

Bulkheads: 7-Jan

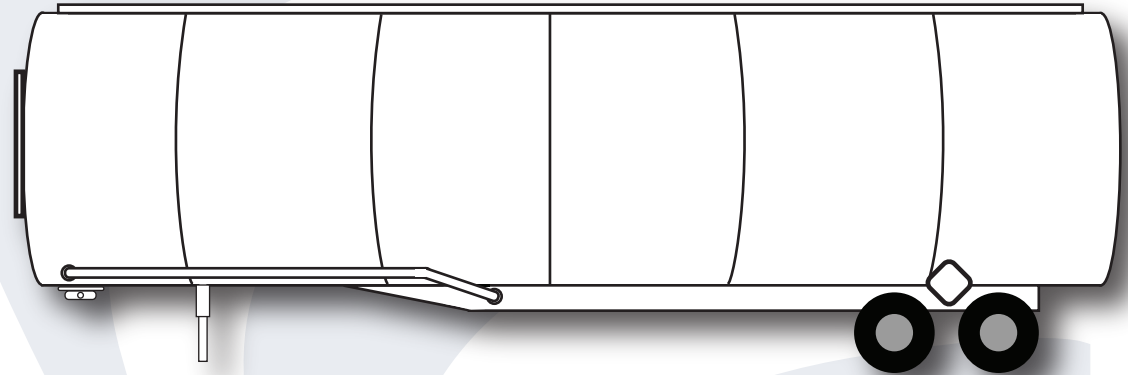
Commodity: Oil, Gas, Liquid Sweetener

Capacity:

Max Volume 53': 3,000-9,000 Gal

Options & Features:

- Center Load
- Rear Unload
- Insulated
- Non-Insulated (Skin)



Drop Deck Van

Standard Lengths:

45, 48, 53 Feet

Widths: 96-102 Inches

Heights: 13.5 Feet

53' Dimensions

Width: 102 Inches

Height: 13.5

Capacity:

Max Volume 53': 4,400 Feet

